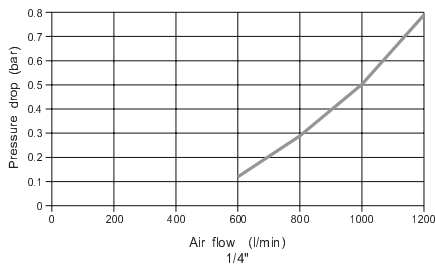
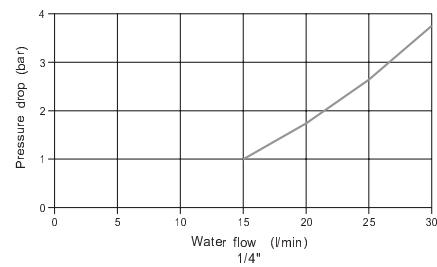


## Pressure drop

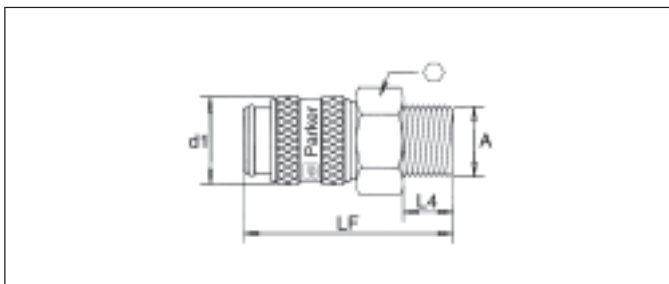
Tests with air, inlet pressure 6 bar.



Tests with water

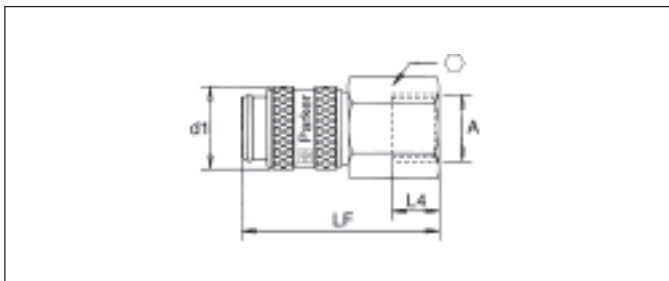


### PE52 F3C - Female body - male thread BSPP



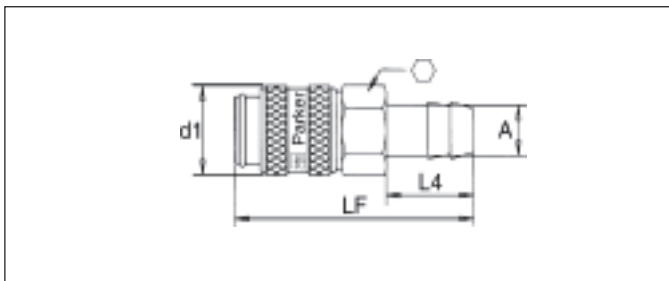
Body size mm	A	Part number	d1		LF	L4
7.2	1/4	<b>PE52 F3C2</b>	25	22	39	9
7.2	3/8	<b>PE52 F3C3</b>	25	22	41	9
7.2	1/2	<b>PE52 F3C4</b>	25	22	44	12

### PE52 G4Z - Female body - female thread BSPP



Body size mm	A	Part number	d1		LF	L4
7.2	1/4	<b>PE52 G4Z2</b>	25	22	41	9
7.2	3/8	<b>PE52 G4Z3</b>	25	22	41	9
7.2	1/2	<b>PE52 G4Z4</b>	25	24	44	10

### PE52 EB - Female body - hose barb



Body size mm	A mm	Part number	d1		LF	L4
7.2	6	<b>PE52 EB6</b>	25	21	58	25
7.2	8	<b>PE52 EB8</b>	25	21	58	25
7.2	10	<b>PE52 EB10</b>	25	21	58	25

For more information, please consult our catalogue 3800-GB-F.