

Principle

The PEF series are available in 7.2 and 10 mm nominal sizes with the same profile as PE series. However, flow characteristics are even better.

- Valving on female half only : poppet.
- End configuration : BSP male and female, barb connector, Parker Push-Lok.
- One-hand operated (Push-to-connect).



Technical features

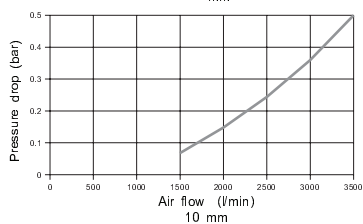
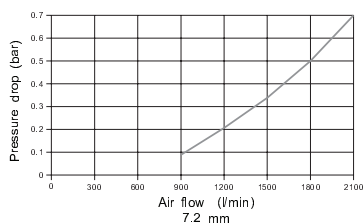
Material								Body size	Flow rates l/min	Temperature range	Max. operating pressure
Female body							Male tip				
End adaptor	Body	Sleeve	Poppet	Spring and snap ring	Balls	Seals					
Brass nickel plated	Brass nickel plated	Steel hardened and nickel plated	Brass	AISI 301 Stainless steel	AISI 420 Stainless steel	NBR (Nitrile)	Hardened steel nickel plated	7.2 mm 10 mm	1800 3500	From -20°C to +100°C	16 bar

Applications

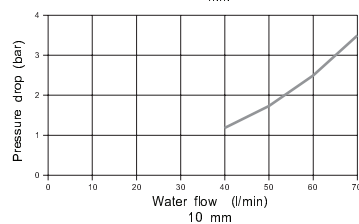
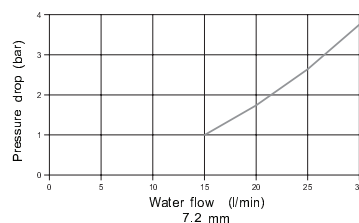
Showing exceptional flow characteristics, PEF series couplers are used in all pneumatic applications, where pressure drop has to be reduced to an absolute minimum, and energy saving is essential.

Pressure drop

Tests with air, inlet pressure 6 bar.

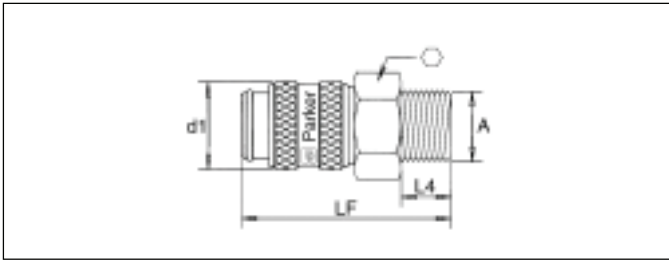



Tests with water



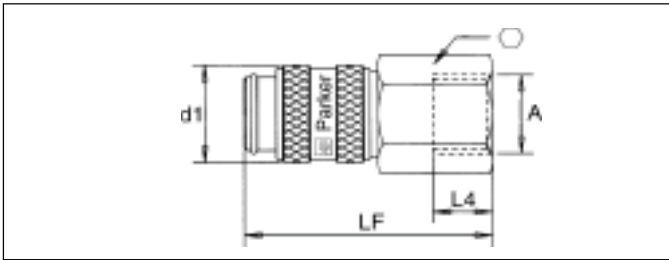
PEF series


PEF52/53 F3C - Female body - male thread BSPT



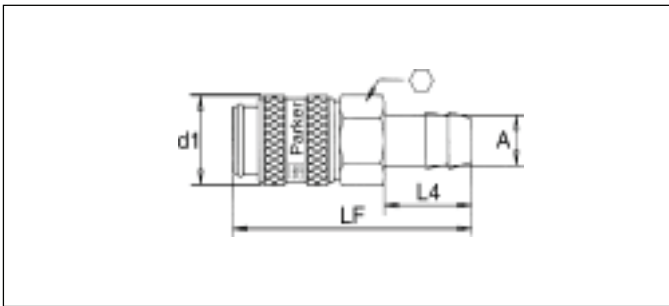
Body size mm	A	Part number	d1		LF	L4
7.2	1/4	PEF52 F3C2	23	19	60	12
7.2	3/8	PEF52 F3C3	23	19	60	12
7.2	1/2	PEF52 F3C4	23	22	61	17
10.0	3/8	PEF53 F3C3	27	24	63	12
10.0	1/2	PEF53 F3C4	27	24	65	17


PEF52/53 G4Z - Female body - female thread BSPP



Body size mm	A	Part number	d1		LF	L4
7.2	1/4	PEF52 G4Z2	23	19	56	10
7.2	3/8	PEF52 G4Z3	23	19	55	9
7.2	1/2	PEF52 G4Z4	23	24	58	12
10.0	3/8	PEF53 G4Z3	27	24	56	11
10.0	1/2	PEF53 G4Z4	27	24	56	12

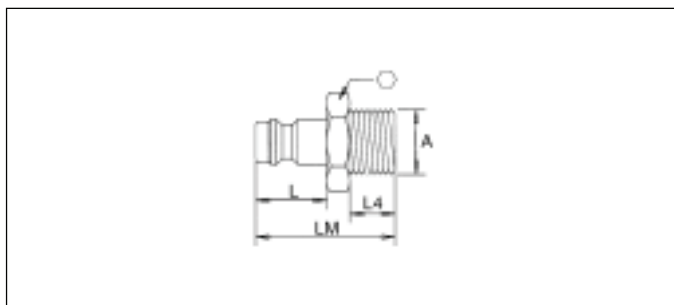
PEF52/53 EB - Female body - hose barb



Body size mm	A mm	Part number	d1		LF	L4
7.2	6	PEF52 EB6	23	19	74	25
7.2	8	PEF52 EB8	23	19	74	25
7.2	10	PEF52 EB10	23	19	74	25
10.0	6	PEF53 EB6	27	24	76	25
10.0	8	PEF53 EB8	27	24	76	25
10.0	10	PEF53 EB10	27	24	76	25
10.0	13	PEF53 EB13	27	24	76	25

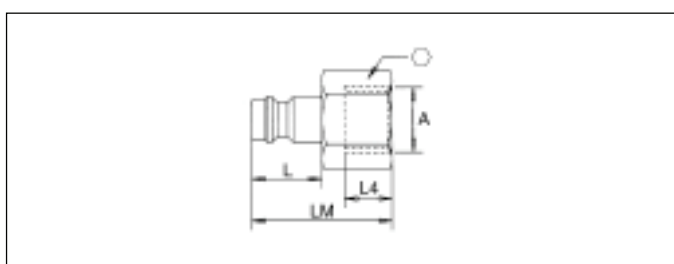
For more information, please consult our catalogue 3800-GB-F.

PEF12/13 F3C - Male tip - male thread BSPT



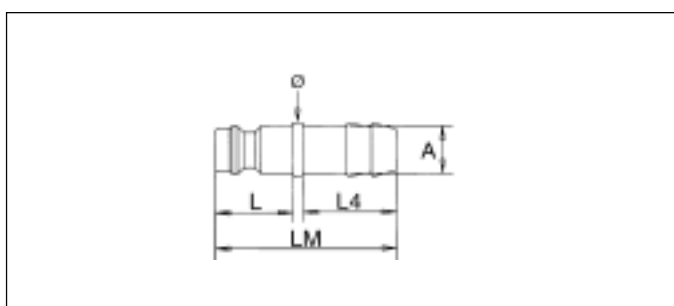
Body size mm	A	Part number	Hexagon	L	LM	L4
7.2	1/8	PEF12 F3C1	13	20.0	33	9
7.2	1/4	PEF12 F3C2	14	20.0	37	12
7.2	3/8	PEF12 F3C3	17	20.0	37	12
7.2	1/2	PEF12 F3C4	22	20.0	43	17
10.0	1/4	PEF13 F3C2	17	21.5	40	12
10.0	3/8	PEF13 F3C3	17	21.5	40	12
10.0	1/2	PEF13 F3C4	22	21.5	45	17

PEF12/13 G4Z - Male tip - female thread BSPP



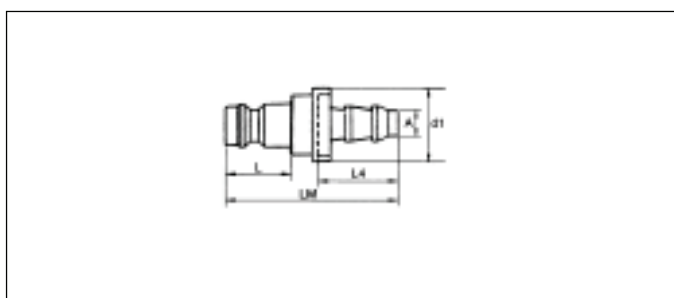
Body size mm	A	Part number	Hexagon	L	LM	L4
7.2	1/4	PEF12 G4Z2	17	20.0	33	9
7.2	3/8	PEF12 G4Z3	19	20.0	33	9
7.2	1/2	PEF12 G4Z4	24	20.0	36	12
10.0	3/8	PEF13 G4Z3	19	21.5	33	9
10.0	1/2	PEF13 G4Z4	24	21.5	37	12

PEF12/13 EB - Male tip - hose barb



Body size mm	A mm	Part number	Ø	L	LM	L4
7.2	6	PEF12 EB6	12	20.0	48	25
7.2	8	PEF12 EB8	12	20.0	48	25
7.2	10	PEF12 EB10	12	20.0	48	25
10.0	6	PEF13 EB6	15	21.5	48	25
10.0	8	PEF13 EB8	15	21.5	48	25
10.0	10	PEF13 EB10	15	21.5	48	25
10.0	13	PEF13 EB13	15	21.5	48	25

PEF12/13 PL - Male tip - Push-Lok



Body size mm	A	Part number	d1	L	LM	L4
10	1/4	PEF13 PL4	18	21.5	44.0	20.4
10	3/8	PEF13 PL6	22	21.5	47.8	24.2

For more information, please consult our catalogue 3800-GB-F.