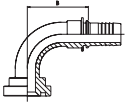
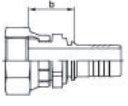
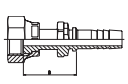
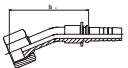
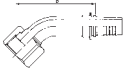


Parker *No-Skive*
two piece fittings

End configuration	DN	6	8	10	12	16	20	25
	inch	1/4	5/16	3/8	1/2	5/8	3/4	1
End configuration	Size	-4	-5	-6	-8	-10	-12	-16
	mm	6,3	7,9	9,5	12,7	15,9	19,1	25,4
 <p>6N - SAE Flange 90° Elbow - Heavy Series DIN 20 078 S - SAE Code 62 Flange</p>					1/2 b = 43 K6N47- 8- 8	3/4 b = 49 K6N47-12-10	1/2 b = 44 K6N47- 8-12 3/4 b = 50 K6N47-12-12 1 b = 54 K6N47-16-12	3/4 b = 58 K6N47-12-16
 <p>JC - ORFS Swivel Female (Short)</p>	9/16x18 b = 22 KJC47- 4- 4 11/16x16 b = 23 KJC47- 6- 4 13/16x16 b = 22 KJC47- 8- 4	11/16x16 b = 23 KJC47- 6- 5	9/16x18 b = 19 KJC47- 4- 6 11/16x16 b = 21 KJC47- 6- 6 13/16x16 b = 22 KJC47- 8- 6	11/16x16 b = 20 KJC47- 6- 8 13/16x16 b = 22 KJC47- 8- 8 1x14 b = 24 KJC47-10- 8 1-3/16x12 b = 29 KJC47-12- 8	1x14 b = 26 KJC47-10-10 1-3/16x12 b = 29 KJC47-12-10	1x14 b = 28 KJC47-10-12 1-3/16x12 b = 29 KJC47-12-12 1-7/16x12 b = 33 KJC47-16-12	1-7/16x12 b = 36 KJC47-16-16 1-11/16x12 b = 32 KJC47-20-16	
 <p>JS - ORFS Swivel Female (Long)</p>	9/16x18 b = 29 KJS47- 4- 4 11/16x16 b = 31 KJS47- 6- 4 13/16x16 b = 35 KJS47- 8- 4	11/16x16 b = 31 KJS47- 6- 5	9/16x18 b = 31 KJS47- 4- 6 11/16x16 b = 29 KJS47- 6- 6 13/16x16 b = 35 KJS47- 8- 6	11/16x16 b = 29 KJS47- 6- 8 13/16x16 b = 33 KJS47- 8- 8 1x14 b = 39 KJS47-10- 8	13/16x16 b = 33 KJS47- 8-10 1x14 b = 39 KJS47-10-10 1-3/16x12 b = 45 KJS47-12-10	1x14 b = 40 KJS47-10-12 1-3/16x12 b = 45 KJS47-12-12 1-7/16x12 b = 47 KJS47-16-12	1-7/16x12 b = 46 KJS47-16-16	
 <p>J6 - ORFS Swivel Female 22,5° Elbow</p>				11/16x16 b = 36 KJ647- 6- 8				
 <p>J7 - ORFS Swivel Female 45° Elbow</p>	9/16x18 b = 39 KJ747- 4- 4 11/16x16 b = 30 KJ747- 6- 4	11/16x16 b = 32 KJ747- 6- 5	11/16x16 b = 31 KJ747- 6- 6 13/16x16 b = 36 KJ747- 8- 6	11/16 b = 33 KJ747- 6- 8 13/16x16 b = 38 KJ747- 8- 8 1x14 b = 56 KJ747-10- 8	1x14 b = 42 KJ747-10-10 1-3/16x12 b = 55 KJ747-12-10	1x14 b = 47 KJ747-10-12 1-3/16x12 b = 53 KJ747-12-12	1-7/16x12 b = 70 KJ747-16-16	